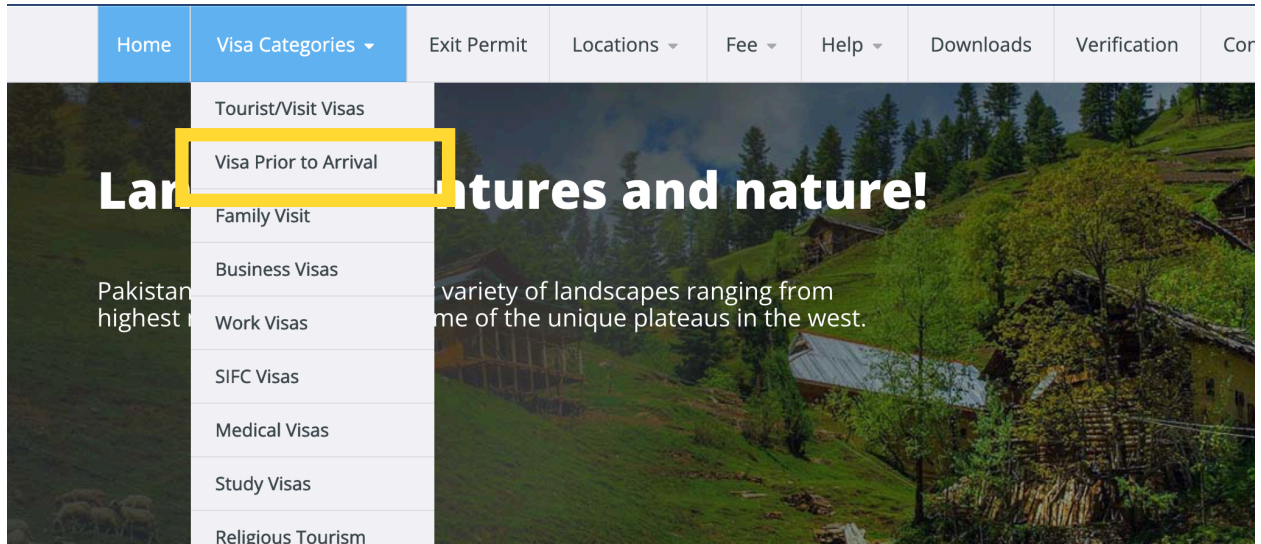


Visa Prior to Arrival Application

This is a fast track visa process for tourist visa prior to arrival. The objective of this document is to help you select the correct visa type which will facilitate visa processing.

Visa Prior to arrival is usually processed within 24 hrs, the over all application and required documentation is simplified.



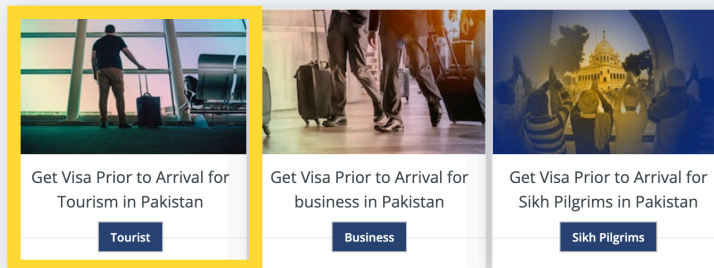
To start the visa application visit: <https://visa.nadra.gov.pk/visa-prior-to-arrival/>

Visa Prior to Arrival

The Government of Pakistan offers different Visas Prior to Arrival for eligible applicants .

Please select from the visa types below to learn more

Types of Visa Prior to Arrival



Apply for the visa, make sure that your passport is amongst 126 listed countries approved for Visa Prior to Arrival. Note the required documents.

Visa Prior to Arrival (Tourist)

[Apply Now](#)

You can now apply for a Visa Prior to Arrival (Tourist) if you are a citizen of these [countries](#). Please submit your intent to travel at least 24 hours before your planned trip to Pakistan to receive Visa Grant Notice.

- **Nationals of following countries do not require to apply for visa:**
 - United Arab Emirates
 - Bahrain
 - Kingdom of Saudi Arabia
 - Oman
 - Qatar
 - Kuwait

Application Type

Entry: You can apply for a new visa if you do not possess a valid Pakistan visa and not residing in Pakistan.

Eligibility

- To avail the Visa Prior to Arrival (Tourist), you must be a citizen of countries listed [here](#)

Required Documents

1. Photograph
2. Passport

Follow the prompts to establish your user id. Then login to the system and start a new application.

[+](#) New Application

[?](#) Existing Applications


[↓](#) Downloads

[?](#) Contact Us

 **Pak Visa**
ISLAMIC REPUBLIC OF PAKISTAN

Simplest and Fastest way to submit a
Pakistan visa application online

Start a new Application, selecting document type and Nationality.

 **New Application**

Please select the document you want to apply for

Pak Visa

Exit Permit

At this time, we are only accepting applications from the nationals of the countries in the list.

If you proceed to apply for a visa and your country is not in the list below, your application will be **declined**.

Nationality.*

Have you applied before through POVS, and do you want to load previous application's data in current application ? **NOTE:** Data will only be loaded in case of extension of visa.

Yes

No

START APPLICATION

Application Information:

In the Visa Category, select **Visa Prior to Arrival**.

Select your passport country and the consulate location (mission), closest to you. Please note that if you don't live in your country of citizenship, you must provide proof of legal residence.



Fields marked with * in the application form are mandatory, remaining fields are non-mandatory and can be left unfilled. However, providing information in these fields will help in the decision process of your application.

Application Information

Visa Category * Visa Prior To Arrival	Visa Sub-category * Tourist
Application Type * Entry	Visa Type * Multiple Entry
Allowed Visa Duration * 3 Month(s)	
What will be your port of entry and departure?	
Entry Port * Lahore Airport	Departure Port * Islamabad Airport

Enter your passport details, making sure that this the passport you will be traveling on.



Your Application will be treated as per the Passport Country selected by you - You will be treated as a National of the Country which you have selected as your Passport Country.

Enter the details of passport or travel document that you will use to travel to Pakistan

Passport/Document No * <input type="text"/>	Passport Type * Select
Passport Country * Select	
Issue Date * <input type="text"/>	Expiry Date * <input type="text"/>

SAVE

Please complete the additional information as listed. Use the Visa Application Guide for additional information.

Please note that you will need to attach your photograph and a copy of your passport to the application.